










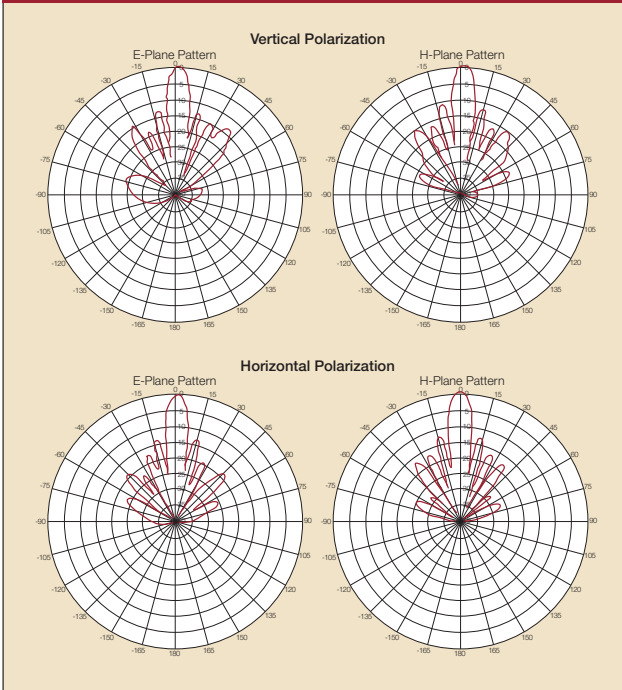


# antenna guide

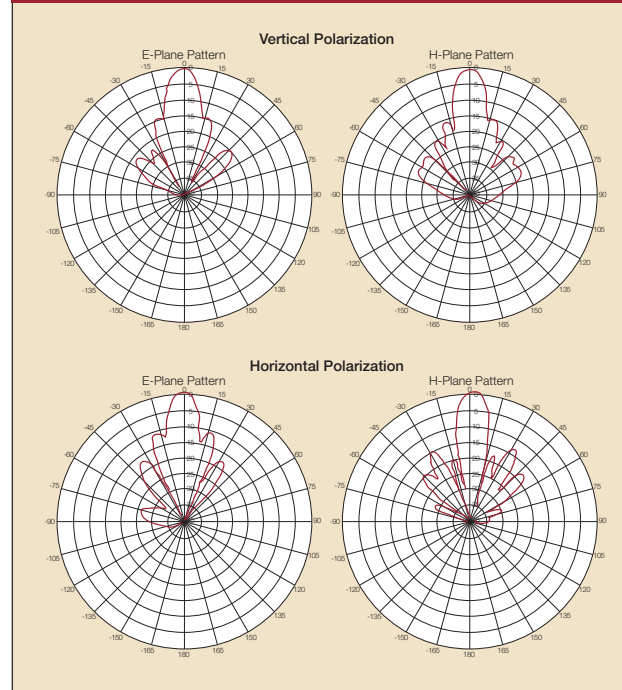


											
MODEL NAME	AT-2401-DP	AT-2101-DP	AT-1212-DP	AT-0636-VP	AT-0536-HP	AT-0636-VH	AT-0636- 0536 Bundle	AT-0006-HP	AT-0005-VP	AT-0303-VP01	AT-0505-DP01
Part Number	911-2401-DP01	911-2101-DP01	911-1212-DP01	911-0636-VP01	911-0536-HP01	911-0636-VH01	911-0636-VH02	911-0006-HP01	911-0005-VP01	911-0303-VP02	911-0505-DP01
Description	5 GHz dual polarized high gain 24 dBi directional antenna	5 GHz dual polarized high gain 21 dBi directional antenna	5 GHz dual polarized 12 dBi 120 degrees sector antenna	5 GHz vertically polarized 5.5 dBi omni-directional antenna	5 GHz horizontally polarized 5 dBi omni-directional antenna	Bundle of one AT-0636-VP and one AT-0536-HP	Bundle of two 911-0636-VP01 and one 911-0536-HP01	One 2.4 GHz omni-directional antenna, horizontally polarized, 6 dBi	One 2.4 GHz omni-directional antenna, vertically polarized, 5 dBi	Indoor Antenna, elbow-joint, dual-band 2.4/5 GHz, 3 dBi, vertical polarity, RP-SMA, pair	Indoor Antenna, panel, dual-band 2.4/5 GHz, 5 dBi, 2x2, dual-polarity RP-SMA
Application	Long range backhaul/PTP/ PTMP Non-Root	Long range backhaul/PTP/ PTMP Non-Root	PtMP Root/ Mesh/Client Access	Mesh/Client Access	Mesh/Client Access	Mesh/Client Access	Mesh/Client Access	Client Access	Client Access	Mesh/Client Access	Mesh/Client Access
Antenna Gain	V24.5 dBi/ H23.5 dBi	21 dBi	12.5 dBi	5.5 dBi	5 dBi	5.5 dBi	5.5 dBi	6 dBi	5.5 dBi	3 dBi	5 dBi
Polarization	Vertical and Horizontal	Vertical and Horizontal	Vertical and Horizontal	Vertical	Horizontal	Vertical and Horizontal	Vertical and Horizontal	Horizontal	Vertical	Vertical	Vertical and Horizontal
3dB Beamwidth H/V	7-9/7-9 degrees	10/10 degrees	120/15 degrees	Omni/24 degrees	Omni/33 degrees	Omni/33 degrees	Omni/33 degrees	Omni/25 degrees	Omni/32 degrees	Omni	120/60 degrees
Wi-Fi Band	5 GHz	5 GHz	5 GHz	5 GHz	5 GHz	5 GHz	5 GHz	2.4 GHz	2.4 GHz	2.4 GHz / 5 GHz	2.4 GHz / 5 GHz
Connector(s)	Two N-Type, two 1m RF cables included	Two N-Type, two 1m RF cables included	Two N-Type, two 1m RF cables included	One N-Type Male	One N-Type Male	Refer to individual antenna specs	Refer to individual antenna specs	N-Male Connector (for 7782-E only)	N-Male Connector (for 7782-E)	RP - SMA Male	RP - SMA Male
Dimensions	370x370x40 mm	305x305x15 mm	200x200x33 mm	168 mm Height	200 mm Height	Refer to individual antenna specs	Refer to individual antenna specs	329 mm Height	255 mm Height	95.9 mm Straight	200x200x33 mm
Weight	1800 g	900 g	1000 g	114 g	180 g	Refer to individual antenna specs	Refer to individual antenna specs	260 g	200 g	10 g per antenna	260 g
Mounting	Wall/Pole Mount, mounting kit included	Wall/Pole Mount, mounting kit included	Wall/Pole Mount, mounting kit included	User supplied mounting	User supplied mounting	User supplied mounting	User supplied mounting	User supplied mounting	User supplied mounting	Direct attach	Wall
Operating Temp	-40°C to 65°C	-55°C to 65°C	-55°C to 65°C	-40°C to 65°C	-30°C to 70°C	-30°C to 65°C	-30°C to 65°C	-30°C to 70°C	-45°C to 70°C	-20°C to 70°C	-40°C to 70°C
IP Rating	IP-67	IP-67	IP-67	IP-67	IP-67	IP-67	IP-67	IP-67	IP-67	Indoor	IP-67

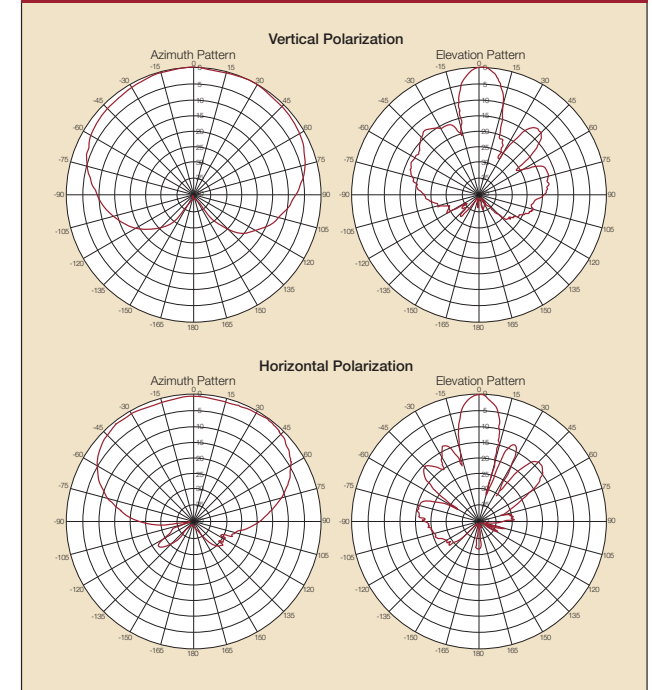
**AT-2401-DP**



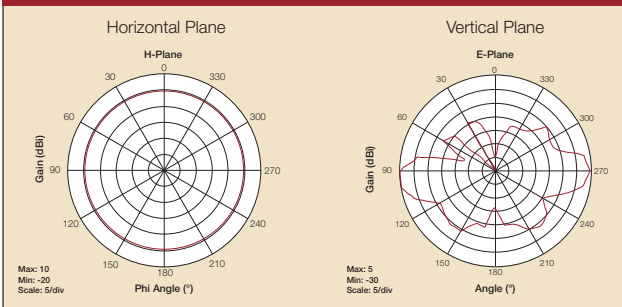
**AT-2101-DP**



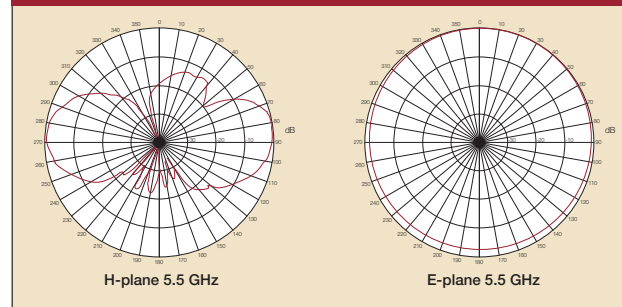
**AT-1212-DP**



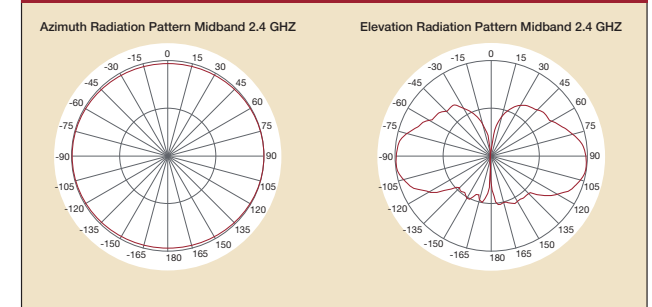
**AT-0636-VP**



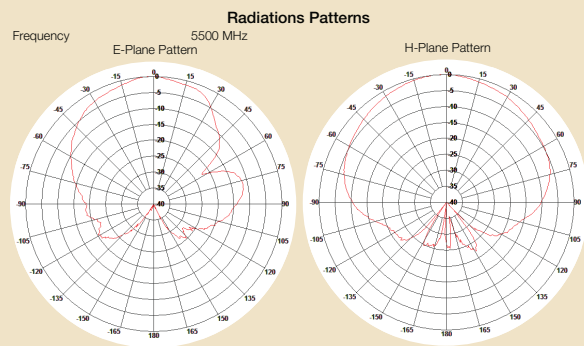
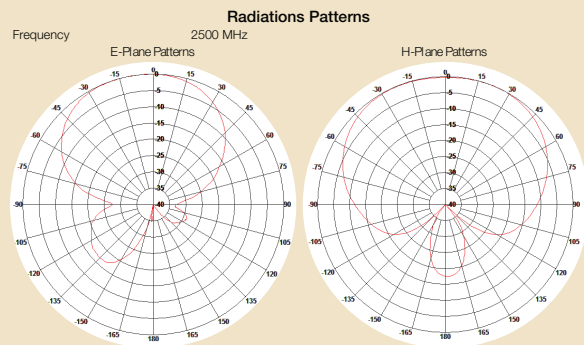
**AT-0536-HP**



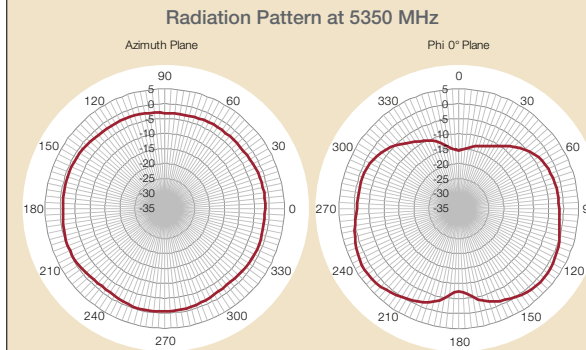
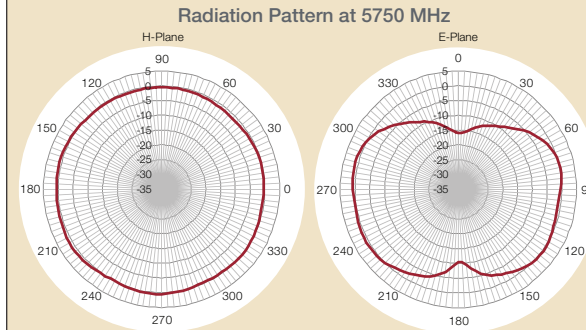
**AT-0005-VP**



## AT-0505-DP01



## AT-0303-VP01



## AT-0006-HP

