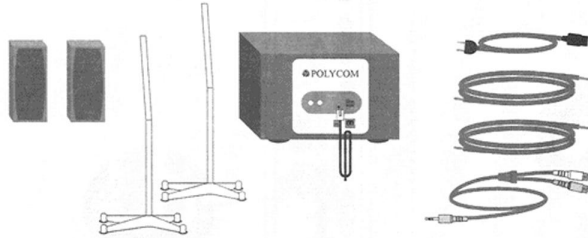
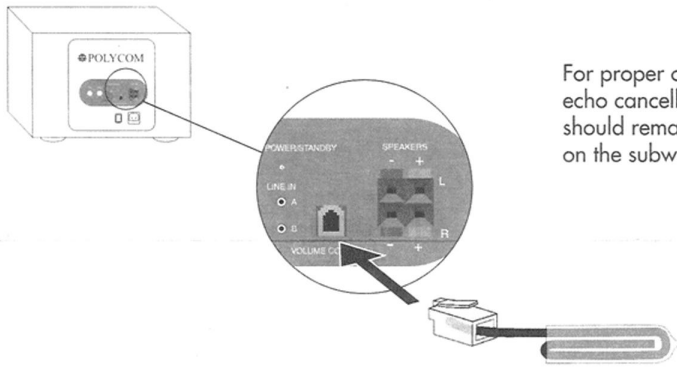


Setting Up the Polycom StereoSurround Speaker Kit

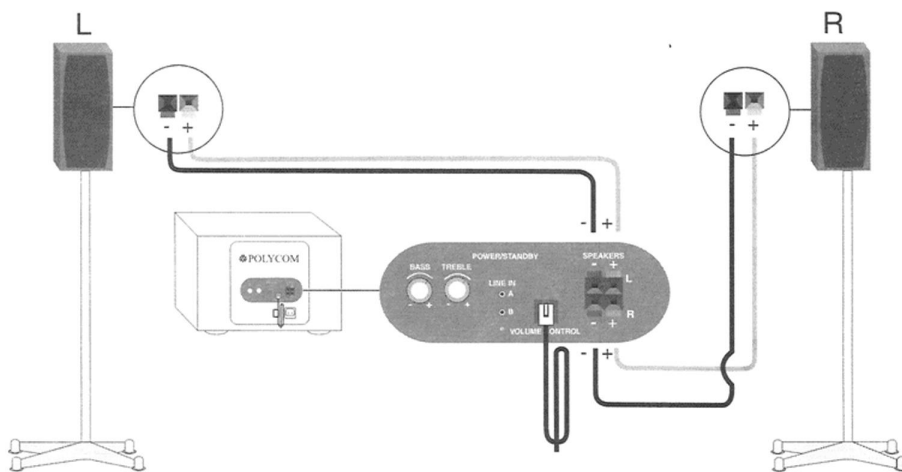


1



For proper operation of the Polycom acoustic echo cancellation, the RJ-11 volume attenuator should remain inserted into the RJ-11 connector on the subwoofer.

2



www.polycom.com

©2007, Polycom, Inc. All rights reserved. Polycom® and the Polycom logo are registered trademarks and StereoSurround™ and VSX™ are trademarks of Polycom, Inc.

1725-21989-006/A




Продажа оборудования Polycom
zakaz@polycom-moscow.ru
T +7-495-924-25-25
www.polycom-moscow.ru

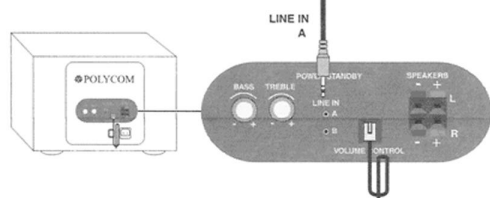
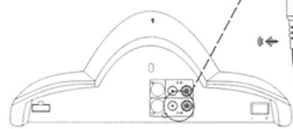
3

VSX Systems

VSX Component Systems

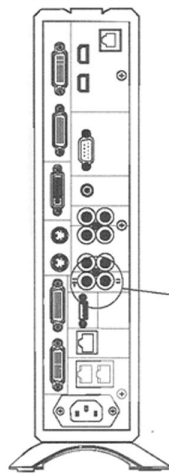


VSX Set-Top Systems

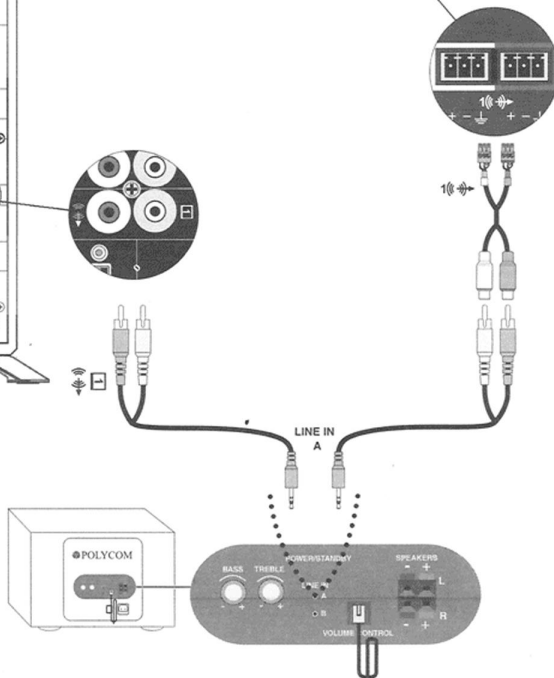



Polycom HDX Systems


Polycom HDX 8000 Series



Polycom HDX 9000 Series



4



5

